


Wrot Copper Fitting Plumbing & HVAC/R



90° Short Radius Elbow

Copper x Copper



Part No.	Ref.	Ref.	I.D. Size	O.D. Size	Master	Inner
450-000	W 02003	607	1/8"	1/4"	2000	25
450-001	W 02009	607	1/4"	3/8"	2000	25
450-002	W 01617	607	3/8"	1/2"	1000	25
450-003	WB01622	607	1/2"	5/8"	650	25
450-004	WB01634	607	3/4"	7/8"	250	25
450-005	WB01647	607	1"	1-1/8"	120	10
450-006	W 02084	607	1-1/4"	1-3/8"	80	-
450-007	W 02085	607	1-1/2"	1-5/8"	50	-
450-008	W 02086	607	2"	2-1/8"	20	-
450-009	W 02087	607	2-1/2"	2-5/8"	10	-
450-010	W 02088	607	3"	3-1/8"	8	-
450-011	W 02090	607	4"	4-1/8"	3	-

90° Reducing Elbow

Copper x Copper



450-109	W 02036	607R	3/4" x 1/2"	7/8" x 5/8"	200	10
450-112	W 02051	607R	1" x 1/2"	1-1/8" x 5/8"	100	10
450-113	W 02049	607R	1" x 3/4"	1-1/8" x 7/8"	80	10

90° Long Turn Elbow

Copper x Copper



450-131	W 02716	607LT	1/4"	3/8"	2500	25
450-132	W 02717	607LT	3/8"	1/2"	2000	25
450-133	W 02722	607LT	1/2"	5/8"	500	25
450-128	W 02728	607LT	5/8"	3/4"	250	25
450-134	W 02734	607LT	3/4"	7/8"	180	10
450-135	W 02747	607LT	1"	1-1/8"	80	10
450-136	W 02055	607LT	1-1/4"	1-3/8"	45	-
450-137	W 02063	607LT	1-1/2"	1-5/8"	30	-
450-138	W 02072	607LT	2"	2-1/8"	15	-
450-139	W 02082	607LT	2-1/2"	2-5/8"	8	-
450-140	W 02092	607LT	3"	3-1/8"	5	-

90° Street Elbow

Copper x Fitting



450-041	W 02312	607-2	1/4"	3/8"	2000	25
450-042	W 02321	607-2	3/8"	1/2"	1000	25
450-043	WB01652	607-2	1/2"	5/8"	650	25
450-044	WB01654	607-2	3/4"	7/8"	250	10
450-045	WB02344	607-2	1"	1-1/8"	120	10
450-046	W 02384	607-2	1-1/4"	1-3/8"	80	-
450-047	W 02385	607-2	1-1/2"	1-5/8"	50	-
450-048	W 02386	607-2	2"	2-1/8"	20	-
450-049	W 02387	607-2	2-1/2"	2-5/8"	10	-
450-050	W 02388	607-2	3"	3-1/8"	8	-
450-051	W 02390	607-2	4"	4-1/8"	3	-

90° Long Turn Street Elbow

Copper x Fitting



Part No.	Ref.	Ref.	I.D. Size	O.D. Size	Master	Inner
450-081	W 02809	607-2LT	1/4"	3/8"	3000	25
450-082	W 02817	607-2LT	3/8"	1/2"	2000	25
450-083	W 02822	607-2LT	1/2"	5/8"	500	25
450-095	W 02828	607-2LT	5/8"	3/4"	250	25
450-084	W 02834	607-2LT	3/4"	7/8"	180	10
450-085	W 02847	607-2LT	1"	1-1/8"	80	10
450-086	W 02350	607-2LT	1-1/4"	1-3/8"	45	-
450-087	W 02355	607-2LT	1-1/2"	1-5/8"	30	-
450-088	W 02359	607-2LT	2"	2-1/8"	15	-
450-089	W 02363	607-2LT	2-1/2"	2-5/8"	8	-
450-090	W 02368	607-2LT	3"	3-1/8"	8	-

45° Elbow

Copper x Copper




450-020	W 03005	606	1/8"	1/4"	2000	25
450-021	W 03012	606	1/4"	3/8"	2500	25
450-022	W 03021	606	3/8"	1/2"	1200	25
450-023	WB03026	606	1/2"	5/8"	650	25
450-035	W 03030	606	5/8"	3/4"	400	25
450-024	WB03034	606	3/4"	7/8"	250	25
450-025	WB03044	606	1"	1-1/8"	120	10
450-026	W 03050	606	1-1/4"	1-3/8"	80	-
450-027	W 03055	606	1-1/2"	1-5/8"	50	-
450-028	W 03059	606	2"	2-1/8"	20	-
450-029	W 03063	606	2-1/2"	2-5/8"	12	-
450-030	W 03067	606	3"	3-1/8"	8	-
450-031	W 03073	606	4"	4-1/8"	3	-

45° Street Elbow


Copper x Fitting



450-063	WB03326	606-2	1/2"	1/2"	650	25
450-075	W 03330	606-2	5/8"	3/4"	400	25
450-064	WB03334	606-2	3/4"	7/8"	250	25
450-065	W 03344	606-2	1"	1-1/8"	120	10
450-066	W 03350	606-2	1-1/4"	1-3/8"	80	-
450-067	W 03355	606-2	1-1/2"	1-5/8"	50	-
450-068	W 03359	606-2	2"	2-1/8"	20	-
450-069	W 03363	606-2	2-1/2"	2-5/8"	12	-
450-070	W 03368	606-2	3"	3-1/8"	8	-

Tee	Part No.	Ref.	Ref.	I.D. Size	O.D. Size	Master	Inner
Copper x Copper x Copper	450-150	W 40306	611	1/8"	1/4"	2500	25
	450-151	W 04000	611	1/4"	3/8"	1300	25
	450-152	W 04001	611	3/8"	1/2"	800	25
	450-153	WB04006	611	1/2"	5/8"	400	25
	450-165	W 04017	611	5/8"	3/4"	200	25
	450-154	WB04031	611	3/4"	7/8"	140	-
	450-155	WB04048	611	1"	1-1/8"	70	-
	450-156	W 04068	611	1-1/4"	1-3/8"	45	-
	450-157	W 04084	611	1-1/2"	1-5/8"	25	-
	450-158	W 40102	611	2"	2-1/8"	14	-
	450-159	W 40123	611	2-1/2"	2-5/8"	9	-
	450-160	W 40152	611	3"	3-1/8"	5	-
	450-161	W 40200	611	4"	4-1/8"	2	-

Reducing Tee

Copper x Copper x Copper	450-259	W 04047	611BH	1/2" x 1/2" x 3/4"	5/8" x 5/8" x 7/8"	240	10
	450-190	W 04067	611BH	1/2" x 1/2" x 1"	5/8" x 5/8" x 1-1/8"	150	25
	450-250	WB04043	611RR	3/4" x 1/2" x 1/2"	7/8" x 5/8" x 5/8"	200	10
	450-251	WB04041	611RR	3/4" x 1/2" x 3/4"	7/8" x 5/8" x 7/8"	150	10
	450-208	WB04033	611R	3/4" x 3/4" x 1/2"	7/8" x 7/8" x 5/8"	200	10
	450-200	W 04032	611R	3/4" x 3/4" x 5/8"	7/8" x 7/8" x 3/4"	180	10
	450-201	W 04065	611BH	3/4" x 3/4" x 1"	7/8" x 7/8" x 1-1/8"	90	10
	450-203	W 04062	611RR	1" x 1/2" x 3/4"	1-1/8" x 5/8" x 7/8"	100	10
	450-204	W 04061	611RR	1" x 1/2" x 1"	1-1/8" x 5/8" x 1-1/8"	80	10
	450-205	W 04058	611RR	1" x 3/4" x 1/2"	1-1/8" x 7/8" x 5/8"	100	10
	450-206	W 04056	611RR	1" x 3/4" x 3/4"	1-1/8" x 7/8" x 7/8"	80	10
	450-207	W 04055	611RR	1" x 3/4" x 1"	1-1/8" x 7/8" x 1-1/8"	70	10
	450-210	W 04052	611R	1" x 1" x 3/8"	1-1/8" x 1-1/8" x 1/2"	120	10
	450-211	WB04051	611R	1" x 1" x 1/2"	1-1/8" x 1-1/8" x 5/8"	100	10
	450-213	W 04050	611R	1" x 1" x 5/8"	1-1/8" x 1-1/8" x 3/4"	100	10
	450-212	WB04049	611R	1" x 1" x 3/4"	1-1/8" x 1-1/8" x 7/8"	90	10
	450-217	W 04082	611R	1" x 1" x 1-1/4"	1-1/8" x 1-1/8" x 1-3/8"	50	-
	450-222	W 40101	611R	1" x 1" x 1-1/2"	1-1/8" x 1-1/8" x 1-5/8"	40	-
	450-231	W 04083	611RR	1-1/4" x 1/2" x 1-1/4"	1-3/8" x 5/8" x 1-3/8"	50	-
	450-232	W 04081	611RR	1-1/4" x 3/4" x 1/2"	1-3/8" x 7/8" x 5/8"	70	-
	450-233	W 04080	611RR	1-1/4" x 3/4" x 3/4"	1-3/8" x 7/8" x 7/8"	72	-
	450-234	W 04079	611RR	1-1/4" x 3/4" x 1"	1-3/8" x 7/8" x 1-1/8"	60	-
	450-235	W 04078	611RR	1-1/4" x 3/4" x 1-1/4"	1-3/8" x 7/8" x 1-3/8"	45	-
	450-236	W 04076	611RR	1-1/4" x 1" x 1/2"	1-3/8" x 1-1/8" x 5/8"	75	-
	450-237	W 04075	611RR	1-1/4" x 1" x 3/4"	1-3/8" x 1-1/8" x 7/8"	60	-
	450-238	W 04074	611RR	1-1/4" x 1" x 1"	1-3/8" x 1-1/8" x 1-1/8"	55	-
	450-239	W 04073	611RR	1-1/4" x 1" x 1-1/4"	1-1/8" x 1-1/8" x 1-3/8"	45	-
	450-214	W 04071	611R	1-1/4" x 1-1/4" x 1/2"	1-3/8" x 1-3/8" x 5/8"	80	-
	450-215	W 04070	611R	1-1/4" x 1-1/4" x 3/4"	1-3/8" x 1-3/8" x 7/8"	70	-
	450-216	W 04069	611R	1-1/4" x 1-1/4" x 1"	1-3/8" x 1-3/8" x 1-1/8"	60	-
	450-240	W 40100	611BH	1-1/4" x 1-1/4" x 1-1/2"	1-3/8" x 1-3/8" x 1-5/8"	25	-

Reducing Tee (cont.)

Copper x Copper x Copper



Part No.	Ref.	Ref.	I.D. Size	O.D. Size	Master	Inner
450-241	W 40122	611BH	1-1/4" x 1-1/4" x 2"	1-3/8" x 1-1/8" x 2-1/8"	40	-
450-244	W 40244	611RR	1-1/2" x 1/2" x 1-1/2"	1-5/8" x 5/8" x 1-5/8"	35	-
450-245	W 40243	611RR	1-1/2" x 3/4" x 1/2"	1-5/8" x 7/8" x 5/8"	45	-
450-246	W 40238	611RR	1-1/2" x 3/4" x 3/4"	1-5/8" x 7/8" x 7/8"	50	-
450-247	W 40240	611RR	1-1/2" x 3/4" x 1"	1-5/8" x 7/8" x 1-1/8"	50	-
450-248	W 40239	611RR	1-1/2" x 3/4" x 1-1/4"	1-5/8" x 7/8" x 1-3/8"	35	-
450-249	W 04099	611RR	1-1/2" x 3/4" x 1-1/2"	1-5/8" x 7/8" x 1-5/8"	35	-
450-252	W 40237	611RR	1-1/2" x 1" x 1/2"	1-5/8" x 1-1/8" x 5/8"	72	-
450-253	W 04098	611RR	1-1/2" x 1" x 3/4"	1-5/8" x 1-1/8" x 1-1/8"	50	-
450-254	W 04097	611RR	1-1/2" x 1" x 1"	1-5/8" x 1-1/8" x 7/8"	35	-
450-255	W 04096	611RR	1-1/2" x 1" x 1-1/4"	1-5/8" x 1-1/8" x 1-3/8"	35	-
450-256	W 04095	611RR	1-1/2" x 1" x 1-1/2"	1-5/8" x 1-1/8" x 1-5/8"	30	-
450-257	W 04094	611RR	1-1/2" x 1-1/4" x 1/2"	1-5/8" x 1-3/8" x 5/8"	50	-
450-258	W 04093	611RR	1-1/2" x 1-1/4" x 3/4"	1-5/8" x 1-3/8" x 7/8"	50	-
450-260	W 04092	611RR	1-1/2" x 1-1/4" x 1"	1-5/8" x 1-3/8" x 1-1/8"	40	-
450-261	W 04091	611RR	1-1/2" x 1-1/4" x 1-1/4"	1-5/8" x 1-3/8" x 1-3/8"	35	-
450-262	W 04090	611RR	1-1/2" x 1-1/4" x 1-1/2"	1-5/8" x 1-3/8" x 1-5/8"	40	-
450-218	W 04088	611R	1-1/2" x 1-1/2" x 1/2"	1-5/8" x 1-5/8" x 5/8"	50	-
450-219	W 04087	611R	1-1/2" x 1-1/2" x 3/4"	1-5/8" x 1-5/8" x 7/8"	40	-
450-220	W 04086	611R	1-1/2" x 1-1/2" x 1"	1-5/8" x 1-5/8" x 1-1/8"	40	-
450-221	W 04085	611R	1-1/2" x 1-1/2" x 1-1/4"	1-5/8" x 1-5/8" x 1-3/8"	30	-
450-263	W 40121	611R	1-1/2" x 1-1/2" x 2"	1-5/8" x 1-5/8" x 2-1/8"	12	-
450-264	W 40249	611RR	2" x 1/2" x 2"	2-1/8" x 5/8" x 2-1/8"	15	-
450-265	W 40248	611RR	2" x 3/4" x 2"	2-1/8" x 7/8" x 2-1/8"	15	-
450-268	W 40247	611RR	2" x 1" x 1"	2-1/8" x 1-1/8" x 1-1/8"	30	-
450-270	W 40245	611RR	2" x 1" x 2"	2-1/8" x 1-1/8" x 2-1/8"	18	-
450-271	W 40119	611RR	2" x 1-1/4" x 3/4"	2-1/8" x 1-3/8" x 7/8"	30	-
450-272	W 40118	611RR	2" x 1-1/4" x 1"	2-1/8" x 1-3/8" x 1-1/8"	24	-
450-273	W 40117	611RR	2" x 1-1/4" x 1-1/4"	2-1/8" x 1-3/8" x 1-3/8"	25	-
450-274	W 40116	611RR	2" x 1-1/4" x 1-1/2"	2-1/8" x 1-3/8" x 1-5/8"	20	-
450-275	W 40115	611RR	2" x 1-1/4" x 2"	2-1/8" x 1-3/8" x 2-1/8"	15	-
450-276	W 40114	611RR	2" x 1-1/2" x 1/2"	2-1/8" x 1-5/8" x 5/8"	30	-
450-277	W 40113	611RR	2" x 1-1/2" x 3/4"	2-1/8" x 1-5/8" x 7/8"	30	-
450-278	W 40112	611RR	2" x 1-1/2" x 1"	2-1/8" x 1-5/8" x 1-1/8"	30	-
450-279	W 40111	611RR	2" x 1-1/2" x 1-1/4"	2-1/8" x 1-5/8" x 1-3/8"	20	-
450-280	W 40110	611RR	2" x 1-1/2" x 1-1/2"	2-1/8" x 1-5/8" x 1-5/8"	20	-
450-281	W 40109	611RR	2" x 1-1/2" x 2"	2-1/8" x 1-5/8" x 2-1/8"	15	-
450-223	W 40107	611R	2" x 2" x 1/2"	2-1/8" x 2-1/8" x 5/8"	30	-
450-224	W 40106	611R	2" x 2" x 3/4"	2-1/8" x 2-1/8" x 7/8"	30	-
450-225	W 40105	611R	2" x 2" x 1"	2-1/8" x 2-1/8" x 1-1/8"	24	-
450-226	W 40104	611R	2" x 2" x 1-1/4"	2-1/8" x 2-1/8" x 1-3/8"	20	-
450-227	W 40103	611R	2" x 2" x 1-1/2"	2-1/8" x 2-1/8" x 1-5/8"	15	-
450-282	W 40144	611R	2" x 2" x 2-1/2"	2-1/8" x 2-1/8" x 2-5/8"	7	-
450-284	W 40222	611RR	2-1/2" x 3/4" x 2-1/2"	2-5/8" x 7/8" x 2-5/8"	6	-
450-285	W 40221	611RR	2-1/2" x 1" x 2-1/2"	2-5/8" x 1-1/8" x 2-5/8"	6	-

Reducing Tee (cont.)

Copper x Copper x Copper



Part No.	Ref.	Ref.	I.D. Size	O.D. Size	Master	Inner
450-288	W 40220	611RR	2-1/2" x 1-1/4" x 2-1/2"	2-5/8" x 1-3/8" x 2-5/8"	10	-
450-290	W 40137	611RR	2-1/2" x 1-1/2" x 2-1/2"	2-5/8" x 1-5/8" x 2-5/8"	6	-
450-292	W 40135	611RR	2-1/2" x 2" x 3/4"	2-5/8" x 2-1/8" x 7/8"	20	-
450-293	W 40134	611RR	2-1/2" x 2" x 1"	2-5/8" x 2-1/8" x 1-1/8"	14	-
450-294	W 40133	611RR	2-1/2" x 2" x 1-1/4"	2-5/8" x 2-1/8" x 1-3/8"	16	-
450-295	W 40132	611RR	2-1/2" x 2" x 1-1/2"	2-5/8" x 2-1/8" x 1-5/8"	12	-
450-296	W 40131	611RR	2-1/2" x 2" x 2"	2-5/8" x 2-1/8" x 2-1/8"	10	-
450-297	W 40130	611RR	2-1/2" x 2" x 2-1/2"	2-5/8" x 2-1/8" x 2-5/8"	8	-
450-298	W 40129	611R	2-1/2" x 2-1/2" x 1/2"	2-5/8" x 2-5/8" x 5/8"	18	-
450-299	W 40128	611R	2-1/2" x 2-1/2" x 3/4"	2-5/8" x 2-5/8" x 7/8"	18	-
450-300	W 40127	611R	2-1/2" x 2-1/2" x 1"	2-5/8" x 2-5/8" x 1-1/8"	15	-
450-301	W 40126	611R	2-1/2" x 2-1/2" x 1-1/4"	2-5/8" x 2-5/8" x 1-3/8"	14	-
450-302	W 40125	611R	2-1/2" x 2-1/2" x 1-1/2"	2-5/8" x 2-5/8" x 1-5/8"	12	-
450-303	W 40124	611R	2-1/2" x 2-1/2" x 2"	2-5/8" x 2-5/8" x 2-1/8"	10	-
450-307	W 40174	611RR	3" x 1-1/2" x 3"	3-1/8" x 1-5/8" x 3-1/8"	5	-
450-309	W 40164	611RR	3" x 2" x 2"	3-1/8" x 2-1/8" x 2-1/8"	8	-
450-310	W 40165	611RR	3" x 2" x 2-1/2"	3-1/8" x 2-1/8" x 2-5/8"	5	-
450-311	W 40167	611RR	3" x 2" x 3"	3-1/8" x 2-1/8" x 3-1/8"	4	-
450-316	W 40157	611RR	3" x 2-1/2" x 2"	3-1/8" x 2-5/8" x 2-1/8"	5	-
450-317	W 40158	611RR	3" x 2-1/2" x 2-1/2"	3-1/8" x 2-5/8" x 2-5/8"	5	-
450-318	W 40159	611RR	3" x 2-1/2" x 3"	3-1/8" x 2-5/8" x 3-1/8"	5	-
450-319	W 40145	611R	3" x 3" x 1/2"	3-1/8" x 3-1/8" x 5/8"	10	-
450-320	W 40146	611R	3" x 3" x 3/4"	3-1/8" x 3-1/8" x 7/8"	12	-
450-321	W 40147	611R	3" x 3" x 1"	3-1/8" x 3-1/8" x 1-1/8"	12	-
450-322	W 40148	611R	3" x 3" x 1-1/4"	3-1/8" x 3-1/8" x 1-3/8"	9	-
450-323	W 40149	611R	3" x 3" x 1-1/2"	3-1/8" x 3-1/8" x 1-5/8"	8	-
450-324	W 40150	611R	3" x 3" x 2"	3-1/8" x 3-1/8" x 2-1/8"	5	-
450-325	W 40151	611R	3" x 3" x 2-1/2"	3-1/8" x 3-1/8" x 2-5/8"	6	-
450-326	W 40216	611RR	4" x 2" x 4"	4-1/8" x 2-1/8" x 4-1/8"	2	-
450-328	W 40204	611RR	4" x 3" x 2"	4-1/8" x 3-1/8" x 2-1/8"	2	-
450-330	W 40206	611RR	4" x 3" x 3"	4-1/8" x 3-1/8" x 3-1/8"	2	-
450-331	W 40208	611RR	4" x 3" x 4"	4-1/8" x 3-1/8" x 4-1/8"	2	-
450-332	W 40191	611R	4" x 4" x 1/2"	4-1/8" x 4-1/8" x 3/4"	5	-
450-333	W 40192	611R	4" x 4" x 3/4"	4-1/8" x 4-1/8" x 7/8"	4	-
450-334	W 40193	611R	4" x 4" x 1"	4-1/8" x 4-1/8" x 1-1/8"	4	-
450-335	W 40194	611R	4" x 4" x 1-1/4"	4-1/8" x 4-1/8" x 1-3/8"	4	-
450-336	W 40195	611R	4" x 4" x 1-1/2"	4-1/8" x 4-1/8" x 1-5/8"	4	-
450-337	W 40196	611R	4" x 4" x 2"	4-1/8" x 4-1/8" x 2-1/8"	4	-
450-338	W 40197	611R	4" x 4" x 2-1/2"	4-1/8" x 4-1/8" x 2-5/8"	3	-
450-339	W 40198	611R	4" x 4" x 3"	4-1/8" x 4-1/8" x 3-1/8"	3	-

Rolled Coupling

Copper x Copper



Part No.	Ref.	Ref.	I.D. Size	O.D. Size	Master	Inner
450-501	W 01009	600RS	1/4"	3/8"	2500	25
450-502	W 01017	600RS	3/8"	1/2"	1500	25
450-503	WB01022	600RS	1/2"	5/8"	800	25
450-516	W 01028	600RS	5/8"	7/8"	550	25
450-504	WB01034	600RS	3/4"	1-1/8"	300	25
450-505	WB01047	600RS	1"	1-3/8"	160	10
450-506	W 01055	600RS	1-1/4"	1-5/8"	120	-
450-507	W 01063	600RS	1-1/2"	2-1/8"	85	-
450-508	W 01072	600RS	2"	2-1/8"	38	-
450-509	W 01082	600RS	2-1/2"	2-5/8"	20	-
450-510	W 01092	600RS	3"	3-1/8"	16	-
450-511	W 10107	600RS	4"	4-1/8"	6	-

Coupling w/ Dimple Stop

Copper x Copper



450-633	W 10145	600DS	1/2"	5/8"	800	25
450-645	W 10157	600DS	5/8"	3/4"	550	25
450-634	W 10146	600DS	3/4"	7/8"	300	25
450-635	W 10147	600DS	1"	1-1/8"	160	10
450-636	W 10148	600DS	1-1/4"	1-3/8"	120	-
450-637	W 10149	600DS	1-1/2"	1-5/8"	85	-
450-638	W 10150	600DS	2"	2-1/8"	38	-
450-639	W 10151	600DS	2-1/2"	2-5/8"	20	-
450-640	W 10152	600DS	3"	3-1/8"	16	-
450-641	W 10154	600DS	4"	4-1/8"	6	-

Coupling w/o Stop

Copper x Copper



450-581	W 01901	601	1/4"	3/8"	2500	25
450-582	W 01902	601	3/8"	1/2"	1500	25
450-583	W 01903	601	1/2"	5/8"	800	25
450-584	W 01905	601	3/4"	7/8"	300	25
450-585	W 01906	601	1"	1-1/8"	160	10
450-586	W 01907	601	1-1/4"	1-3/8"	120	-
450-587	W 01908	601	1-1/2"	1-5/8"	85	-
450-588	W 01909	601	2"	2-1/8"	38	-
450-589	W 01910	601	2-1/2"	2-5/8"	20	-
450-590	W 01911	601	3"	3-1/8"	16	-
450-591	W 01913	601	4"	4-1/8"	6	-

Reducing Coupling

Copper x Copper



Part No.	Ref.	Ref.	I.D. Size	O.D. Size	Master	Inner
450-523	W 01023	600R	1/2" x 3/8"	5/8" x 1/2"	1000	25
450-526	W 01029	600R	5/8" x 1/2"	3/4" x 5/8"	600	25
450-528	W 01037	600R	3/4" x 3/8"	7/8" x 1/2"	500	25
450-529	WB01036	600R	3/4" x 1/2"	7/8" x 5/8"	450	25
450-530	W 01035	600R	3/4" x 5/8"	7/8" x 3/4"	350	25
450-532	W 01051	600R	1" x 1/2"	1-1/8" x 5/8"	250	10
450-531	W 01050	600R	1" x 5/8"	1-1/8" x 3/4"	200	10
450-533	W 01049	600R	1" x 3/4"	1-1/8" x 7/8"	200	10
450-535	W 01060	600R	1-1/4" x 1/2"	1-3/8" x 5/8"	180	-
450-536	W 01058	600R	1-1/4" x 3/4"	1-3/8" x 7/8"	140	-
450-537	W 01056	600R	1-1/4" x 1"	1-3/8" x 1-1/8"	130	-
450-539	W 01069	600R	1-1/2" x 1/2"	1-5/8" x 5/8"	100	-
450-540	W 01067	600R	1-1/2" x 3/4"	1-5/8" x 7/8"	100	-
450-541	W 01065	600R	1-1/2" x 1"	1-5/8" x 1-1/8"	100	-
450-542	W 01064	600R	1-1/2" x 1-1/4"	1-5/8" x 1-3/8"	80	-
450-544	W 01079	600R	2" x 1/2"	2"-1/8" x 3/4"	80	-
450-545	W 01077	600R	2" x 3/4"	2"-1/8" x 7/8"	80	-
450-546	W 01075	600R	2" x 1"	2"-1/8" x 1-1/8"	70	-
450-547	W 01074	600R	2" x 1-1/4"	2"-1/8" x 1-3/8"	70	-
450-548	W 01073	600R	2" x 1-1/2"	2"-1/8" x 1-5/8"	70	-
450-549	W 01086	600R	2-1/2" x 1"	2"-5/8" x 1-1/8"	45	-
450-550	W 01085	600R	2-1/2" x 1-1/4"	2"-5/8" x 1-3/8"	45	-
450-551	W 01084	600R	2-1/2" x 1-1/2"	2"-5/8" x 1-5/8"	30	-
450-552	W 01083	600R	2-1/2" x 2"	2"-5/8" x 2"-1/8"	35	-
450-553	W 01095	600R	3" x 1-1/2"	3-1/8" x 1-5/8"	28	-
450-554	W 01094	600R	3" x 2"	3-1/8" x 2"-1/8"	28	-
450-555	W 01093	600R	3" x 2-1/2"	3-1/8" x 2"-5/8"	28	-
450-557	W 10111	600R	4" x 2"	4"-1/8" x 2"-1/8"	12	-
450-558	W 10110	600R	4" x 2-1/2"	4"-1/8" x 2"-5/8"	10	-
450-559	W 10109	600R	4" x 3"	4"-1/8" x 3-1/8"	10	-

Fitting Reducing Coupling

Fitting x Copper



450-420	WB01326	600-2	3/4" x 1/2"	7/8" x 5/8"	500	25
450-421	W 01325	600-2	3/4" x 5/8"	7/8" x 3/4"	500	25
450-423	W 01339	600-2	1" x 1/2"	1-1/8" x 5/8"	250	10
450-425	W 01337	600-2	1" x 3/4"	1-1/8" x 7/8"	200	10
450-426	W 01347	600-2	1-1/4" x 1/2"	1-3/8" x 5/8"	150	-
450-427	W 01345	600-2	1-1/4" x 3/4"	1-3/8" x 7/8"	150	-
450-428	W 01343	600-2	1-1/4" x 1"	1-3/8" x 1-1/8"	150	-
450-429	W 01355	600-2	1-1/2" x 1/2"	1-5/8" x 5/8"	130	-
450-430	W 01353	600-2	1-1/2" x 3/4"	1-5/8" x 7/8"	110	-
450-431	W 01351	600-2	1-1/2" x 1"	1-5/8" x 1-1/8"	100	-
450-432	W 01350	600-2	1-1/2" x 1-1/4"	1-5/8" x 1-3/8"	100	-
450-433	W 01364	600-2	2" x 1/2"	2-1/8" x 5/8"	80	-
450-434	W 01362	600-2	2" x 3/4"	2-1/8" x 7/8"	55	-

Fitting Reducing Coupling (cont.)

Fitting x Copper



Part No.	Ref.	Ref.	I.D. Size	O.D. Size	Master	Inner
450-435	W 01360	600-2	2" x 1"	2-1/8" x 1-1/8"	57	-
450-436	W 01359	600-2	2" x 1-1/4"	2-1/8" x 1-3/8"	50	-
450-437	W 01358	600-2	2" x 1-1/2"	2-1/8" x 1-5/8"	50	-
450-438	W 01370	600-2	2-1/2" x 1"	2-5/8" x 1-1/8"	50	-
450-439	W 01369	600-2	2-1/2" x 1-1/4"	2-5/8" x 1-3/8"	50	-
450-440	W 01368	600-2	2-1/2" x 1-1/2"	2-5/8" x 1-5/8"	50	-
450-441	W 01367	600-2	2-1/2" x 2"	2-5/8" x 2-1/8"	50	-
450-442	W 01379	600-2	3" x 1-1/4"	3-1/8" x 1-3/8"	24	-
450-443	W 01378	600-2	3" x 1-1/2"	3-1/8" x 1-5/8"	20	-
450-444	W 01377	600-2	3" x 2"	3-1/8" x 2-1/8"	20	-
450-445	W 01376	600-2	3" x 2-1/2"	3-1/8" x 2-5/8"	24	-
450-447	W 01389	600-2	4" x 2"	4-1/8" x 2-1/8"	12	-
450-448	W 01388	600-2	4" x 2-1/2"	4-1/8" x 2-5/8"	10	-
450-449	W 01387	600-2	4" x 3"	4-1/8" x 3-1/8"	10	-

Tube Cap

Copper



450-483	WB07007	617	1/2"	5/8"	1400	25
450-495	W 07008	617	5/8"	3/4"	1000	-
450-484	WB07009	617	3/4"	7/8"	700	25
450-485	WB07011	617	1"	1-1/8"	360	10
450-486	W 07012	617	1-1/4"	1-3/8"	250	-
450-487	W 07013	617	1-1/2"	1-5/8"	160	-
450-488	W 07014	617	2"	2-1/8"	75	-
450-489	W 07015	617	2-1/2"	2-5/8"	45	-
450-490	W 07016	617	3"	3-1/8"	30	-
450-491	W 07018	617	4"	4-1/8"	10	-

Tube Strap



450-471	A 01278	624	1/4"	3/8"	-	25
450-473	A 02529	624	1/2"	5/8"	1000	100
450-474	A 02574	624	3/4"	7/8"	600	50
450-475	A 02614	624	1"	1-1/8"	350	50
450-476	A 02650	624	1-1/4"	1-3/8"	350	50
450-477	A 02675	624	1-1/2"	1-5/8"	300	50
450-478	A 02708	624	2"	2-1/8"	200	50

Flush Bushing

Fitting x Copper



450-601	W 01712	618	3/8" x 1/4"	1/2" x 3/8"
450-602	W 01717	618	1/2" x 1/4"	5/8" x 3/8"
450-610	W 01726	618	3/4" x 1/2"	7/8" x 5/8"
450-614	W 01737	618	1" x 3/4"	1-1/8" x 7/8"

Female Adapter

Copper x FNPT



Part No.	Ref.	Ref.	I.D. Size	O.D. Size	Master	Inner
450-700	W 01207	603	1/8"	1/4" x 1/8"	40	25
450-701	W 01215	603	1/4"	3/8" x 1/4"	1200	25
450-702	W 01225	603	3/8"	1/2" x 3/8"	900	25
450-703	WB01231	603	1/2"	5/8" x 1/2"	450	25
450-704	WB01246	603	3/4"	7/8" x 3/4"	250	25
450-705	WB01263	603	1"	1-1/8" x 1"	120	10
450-706	W 01271	603	1-1/4"	1-3/8" x 1-1/4"	90	-
450-707	W 01279	603	1-1/2"	1-5/8" x 1-1/2"	70	-
450-708	W 01287	603	2"	2"-1/8" x 2"	40	-
450-709	W 01296	603	2-1/2"	2"-5/8" x 2"-1/2"	20	-
450-710	W 01297	603	3"	3-1/8" x 3"	16	-

Female Reducing Adapter

Copper x FNPT



450-715	W 01206	603R	1/8" x 1/4"	1/4" x 1/4"	2500	-
450-717	W 01216	603R	1/4" x 1/8"	3/8" x 1/8"	1000	-
450-718	W 01214	603R	1/4" x 3/8"	3/8" x 3/8"	1000	25
450-720	W 01226	603R	3/8" x 1/4"	1/2" x 1/4"	1000	25
450-721	W 01224	603R	3/8" x 1/2"	1/2" x 1/2"	700	25
450-722	W 01223	603R	3/8" x 3/4"	1/2" x 3/4"	650	-
450-724	W 01233	603R	1/2" x 1/4"	5/8" x 1/4"	600	25
450-725	W 01232	603R	1/2" x 3/8"	5/8" x 3/8"	600	25
450-726	WB01230	603R	1/2" x 3/4"	5/8" x 3/4"	350	25
450-728	W 01239	603R	5/8" x 1/2"	3/4" x 1/2"	500	25
450-729	W 01238	603R	5/8" x 3/4"	3/4" x 3/4"	300	25
450-731	W 01247	603R	3/4" x 1/2"	7/8" x 1/2"	400	25
450-732	W 01245	603R	3/4" x 1"	7/8" x 1"	180	10
450-733	W 01265	603R	1" x 1/2"	1-1/8" x 1/2"	200	10
450-734	W 01264	603R	1" x 3/4"	1-1/8" x 3/4"	180	10
450-735	W 01261	603R	1" x 1-1/4"	1-1/8" x 1-1/4"	100	-
450-737	W 01272	603R	1-1/4" x 1"	1-3/8" x 1"	130	-
450-738	W 01270	603R	1-1/4" x 1-1/2"	1-3/8" x 1-1/2"	120	-
450-739	W 01280	603R	1-1/2" x 1-1/4"	1-5/8" x 1-1/4"	80	-
450-740	W 01278	603R	1-1/2" x 2"	1-5/8" x 2"	70	-
450-741	W 01288	603R	2" x 1-1/2"	2"-1/8" x 1-1/2"	45	-

Female Fitting Adapter

Fitting x FNPT



450-821		603-2	1/4"	3/8"	1500	25
450-822	W 01525	603-2	3/8"	1/2"	900	25
450-823	W 01531	603-2	1/2"	5/8"	600	25
450-824	W 01546	603-2	3/4"	7/8"	250	25
450-825	W 01563	603-2	1"	1-1/8"	160	10
450-826	W 01571	603-2	1-1/4"	1-3/8"	90	-
450-827	W 01579	603-2	1-1/2"	1-5/8"	85	-
450-828	W 01587	603-2	2"	2-1/8"	45	-

**Female Fitting
Reducing Adapter**

Fitting x FNPT



Part No.	Ref.	Ref.	I.D. Size	O.D. Size	Master	Inner
450-834	W 01532	603-2R	1/2" x 3/8"	5/8" x 3/8"	750	25

Male Adapter

Copper x MNPT



450-750	W 01107	604	1/8"	1/4"	3000	25
450-751	W 01115	604	1/4"	3/8"	2000	25
450-752	W 01125	604	3/8"	1/2"	1000	25
450-753	WB01131	604	1/2"	5/8"	700	25
450-754	WB01146	604	3/4"	7/8"	300	25
450-755	WB01163	604	1"	1-1/8"	160	10
450-756	W 01171	604	1-1/4"	1-3/8"	120	-
450-757	W 01179	604	1-1/2"	1-5/8"	70	-
450-758	W 01187	604	2"	2-1/8"	45	-
450-759	W 01196	604	2-1/2"	2-5/8"	25	-
450-760	W 01199	604	3"	3-1/8"	16	-
450-761	W 01150	604	4"	4-1/8"	5	-

Male Reducing Adapter

Copper x MNPT



450-776	W 01124	604R	3/8" x 1/2"	1/2" x 1/2"	700	25
450-778	W 01133	604R	1/2" x 1/4"	5/8" x 1/4"	1100	25
450-779	W 01132	604R	1/2" x 3/8"	5/8" x 3/8"	900	25
450-780	WB01130	604R	1/2" x 3/4"	5/8" x 3/4"	300	25
450-781	W 01129	604R	1/2" x 1"	5/8" x 1"	200	10
450-782	W 01139	604R	5/8" x 1/2"	3/4" x 1/2"	200	25
450-783	W 01138	604R	5/8" x 3/4"	3/4" x 3/4"	300	25
450-784	W 01147	604R	3/4" x 1/2"	7/8" x 1/2"	350	25
450-785	W 01145	604R	3/4" x 1"	7/8" x 1"	180	10
450-786	W 01165	604R	1" x 1/2"	1-1/8" x 1/2"	170	10
450-787	W 01164	604R	1" x 3/4"	1-1/8" x 3/4"	170	10
450-788	W 01162	604R	1" x 1-1/4"	1-1/8" x 1-1/4"	120	-
450-789	W 01161	604R	1" x 1-1/2"	1-1/8" x 1-1/2"	80	-
450-790	W 01173	604R	1-1/4" x 3/4"	1-3/8" x 3/4"	130	-
450-791	W 01172	604R	1-1/4" x 1"	1-3/8" x 1"	120	-
450-792	W 01170	604R	1-1/4" x 1-1/2"	1-3/8" x 1-1/2"	90	-
450-793	W 01181	604R	1-1/2" x 1"	1-5/8" x 1"	120	-
450-794	W 01180	604R	1-1/2" x 1-1/4"	1-5/8" x 1-1/4"	65	-
450-795	W 01178	604R	1-1/2" x 2"	1-5/8" x 2"	70	-
450-796	W 01189	604R	2" x 1-1/4"	2-1/8" x 1-1/4"	50	-
450-797	W 01188	604R	2" x 1-1/2"	2-1/8" x 1-1/2"	70	-
450-798	W 01197	604R	2-1/2" x 2"	2-5/8" x 2"	40	-

Male Fitting Adapter

Fitting x MNPT



Part No.	Ref.	Ref.	I.D. Size	O.D. Size	Master	Inner
450-803	W 01431	604-2	1/2"	5/8"	550	25
450-804	W 01446	604-2	3/4"	7/8"	275	25
450-805	W 01463	604-2	1"	1-1/8"	150	10
450-806	W 01471	604-2	1-1/4"	1-3/8"	90	-
450-807	W 01479	604-2	1-1/2"	1-5/8"	55	-
450-808	W 01487	604-2	2"	2-1/8"	40	-

Male Reducing Fitting Adapter

Fitting x MNPT



450-815		604-2	1/2" x 3/4"	5/8" x 3/4"	300	25
---------	--	-------	-------------	-------------	-----	----

Suction Line P-Trap



450-467	W-61003		1-1/2" x 1-1/2"	1-5/8" x 1-5/8"	4	1
---------	---------	--	-----------------	-----------------	---	---

