

SUBMITTAL SHEET

JOB NAME	ITEM TAG
JOB LOCATION	PART NUMBER
CONTRACTOR	DATE
ENGINEER APPROVAL	DATE

STAINLESS STEEL MANIFOLD SERIES

M-8330AP Stainless Angle Pro

EPDM o-ring seals at all connections.

Integrated check valve in each automatic air vent port.

Built-in visual flow meter for quick circuit performance verification.

Angled manifold isolation valves for easier connection to system piping above or below the manifolds.

Manifold connection: 1" NPT female on manifold isolation ball valves.

Optional 4-Wire Circuit Actuators.

Manifold connection: 1" NPT female on manifold isolation ball valves.


Specifications:

Max Working Pressure, Non-Shock: 125 p.s.i

Max Working Temperature: 230° F

Max Flow, 1" Manifold: 2 gpm per circuit up to 16 gpm

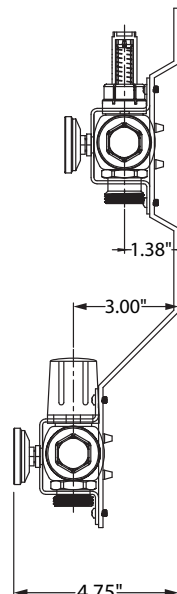
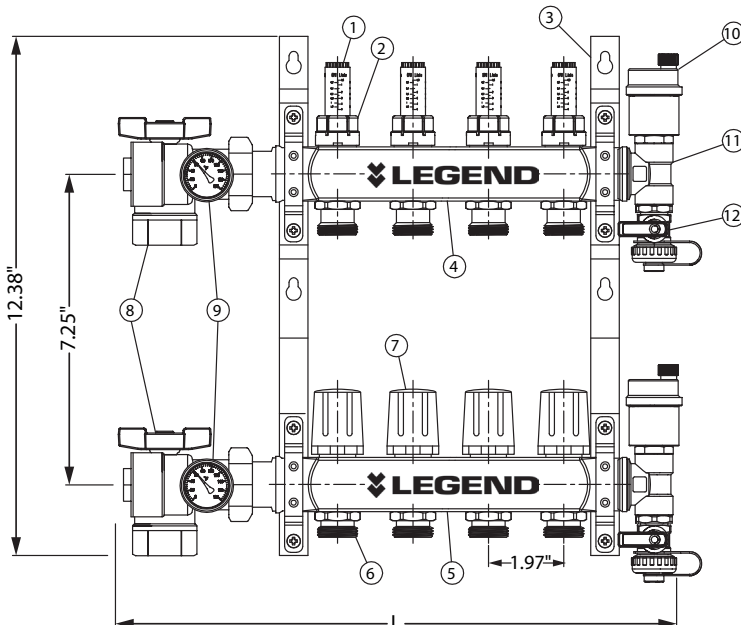
- Manifold connection: 1" NPT female, on manifold isolation ball valve.



Pictured:
M-8330 Stainless Angle Pro

MATERIAL SPECIFICATION

PART	MATERIAL	QTY
1 Flow Meter / Balance Valve	High-Temperature Polymer	2 to 12
2 Lock Shield	Plastic	2 to 12
3 Mounting Bracket	Galvanized Steel	2
4 Supply Manifold	304 Stainless steel	1
5 Return Manifold	304 Stainless steel	1
6 Tubing Port Connection	Nickel Plated Forged Brass UNS C37700	4 to 24
7 Flow Valve	High-Temperature Polymer	2 to 12
8 Manifold Isolation Ball Valve	Nickel Plated Forged Brass UNS C37700	2
9 Thermometer	Aluminum Case / Glass Face	2
10 End Plug	Nickel Plated Forged Brass UNS C37700	2
11 Fill and Purge Tee	Nickel Plated Forged Brass UNS C37700	2
12 Fill and Purge Valve	Nickel Plated Forged Brass UNS C37700	2



DIMENSIONS

No. of Circuits	L (in.)
2	10.28"
3	12.25"
4	14.22"
5	16.19"
6	18.16"
7	20.13"
8	22.09"
9	24.06"
10	26.03"
11	28.00"
12	29.97"

Pictured:
M-8330AP Stainless Angle Pro
4-Circuit Manifold