

SUBMITTAL SHEET

JOB NAME	ITEM TAG
JOB LOCATION	PART NUMBER
CONTRACTOR	DATE
ENGINEER APPROVAL	DATE

FLANGED HYDRAULIC SEPERATOR

HS-809

- Class 150 flange connections.
- Automatic, serviceable air vent with isolation valve.
- 1/4 turn drain valve with GHT and tethered cap.
- Threaded port for optional magnetic insert.
- Insulation shell included.

Working Pressure, Non-Shock (PSI)

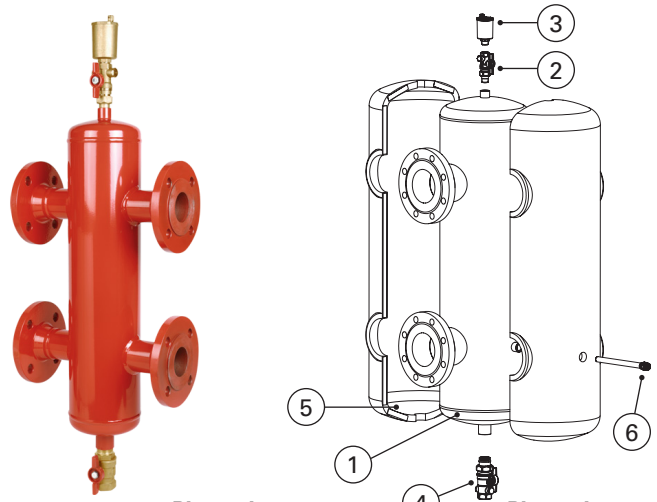
Max Working Pressure: 145 psi
Max Working Temperature: 230°F

MATERIAL SPECIFICATION		
PART	MATERIAL	
1 Flanged Hydro-Sep Body	Varnished Steel	
2 Air Vent Valve	Forged Brass	
3 Air Vent	Forged Brass	
4 Drain Valve Assembly	Forged Brass	
5 Insulation Jacket	Polypropylene	
6 Magnetic Insert (Optional)	AlNiCo	

DIMENSIONS						
Size	A	B	C	D	E	F
2"	36.50	12.00	11.05	13.45	13.00	7.12
2-1/2"	41.20	12.80	14.17	14.23	14.18	8.25
3"	47.50	14.38	17.32	15.80	17.72	10.25
4"	52.20	15.55	19.68	16.97	19.68	12.36
5"	60.12	17.54	23.64	18.94	21.65	14.37
6"	67.95	19.53	27.55	20.87	23.62	15.63

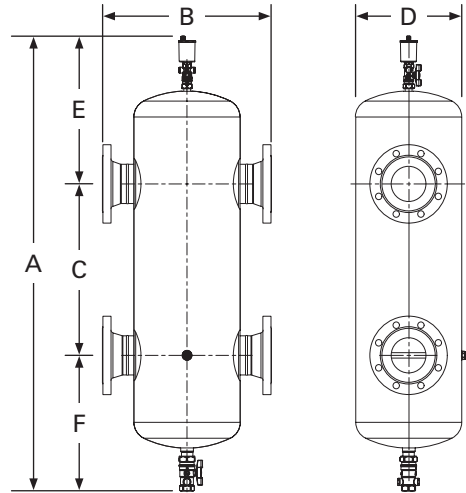
SIZING CHART					
Size	Max Flow Rate	Cv	Weight (lbs)	Fluid Volume (gal)	
2"	46	*	42	2.7	
2-1/2"	77	*	55	4.5	
3"	110	*	79	9.5	
4"	185	*	106	17.4	
5"	286	*	161	27.7	
6"	418	*	214	28.8	

*The pressure drop through the HS-809 is so low, the Cv is not measurable.

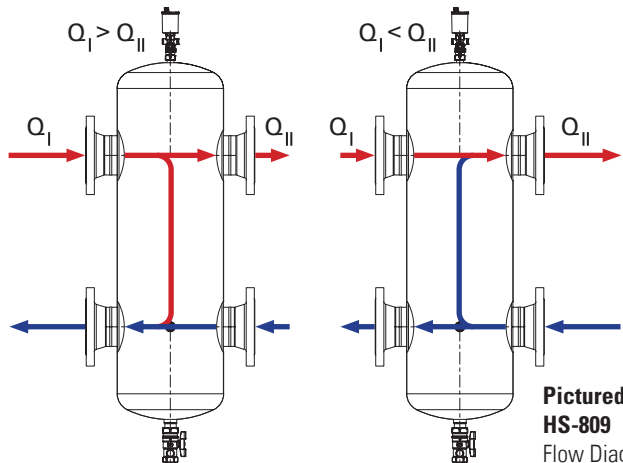


**Pictured:
HS-809**

**Pictured:
HS-809
Exploded View**



**Pictured:
HS-809
Dimensional View**



**Pictured:
HS-809
Flow Diagram**